

Create enrichment for your pet at home!

Dog Ideas!




Making enrichment for your pet at home can be fun and easy. Here are some things to keep in mind when making enrichment.

- **Can it hurt the animal?** Can they cut themselves on sharp edges or get their limbs wrapped up or stuck?
- **Is the enrichment harmful if eaten?** If you use materials like paint or glue are they non-toxic? If the enrichment is eaten could it lead to a veterinary visit?
- **Is the enrichment the appropriate size and weight for the animal?**
- **What does the animal respond to?** Are they food motivated? Scent motivated? Tactile? Don't know? Do some experimenting!

Edible Apple Kong!



Recycled Materials work as great pet enrichment!



DIY Dog Boredom Buster



Doggie Brain Teasers

Create enrichment for your pet at home!

Cat Ideas!

make your own Egg Wobbler

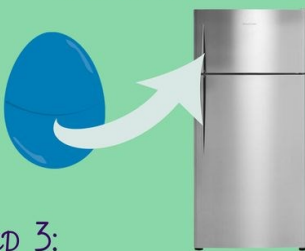
what you'll need:



Step 1:
fill half of one egg with
wet cat food



Step 2:
Put the egg back together
and stick in freezer



Step 3:
Let your cat figure out how
to open the frozen treat!



Wine cork cat toys.


howto... MINIPOMPOM



Twisted
SUGAR
Twine

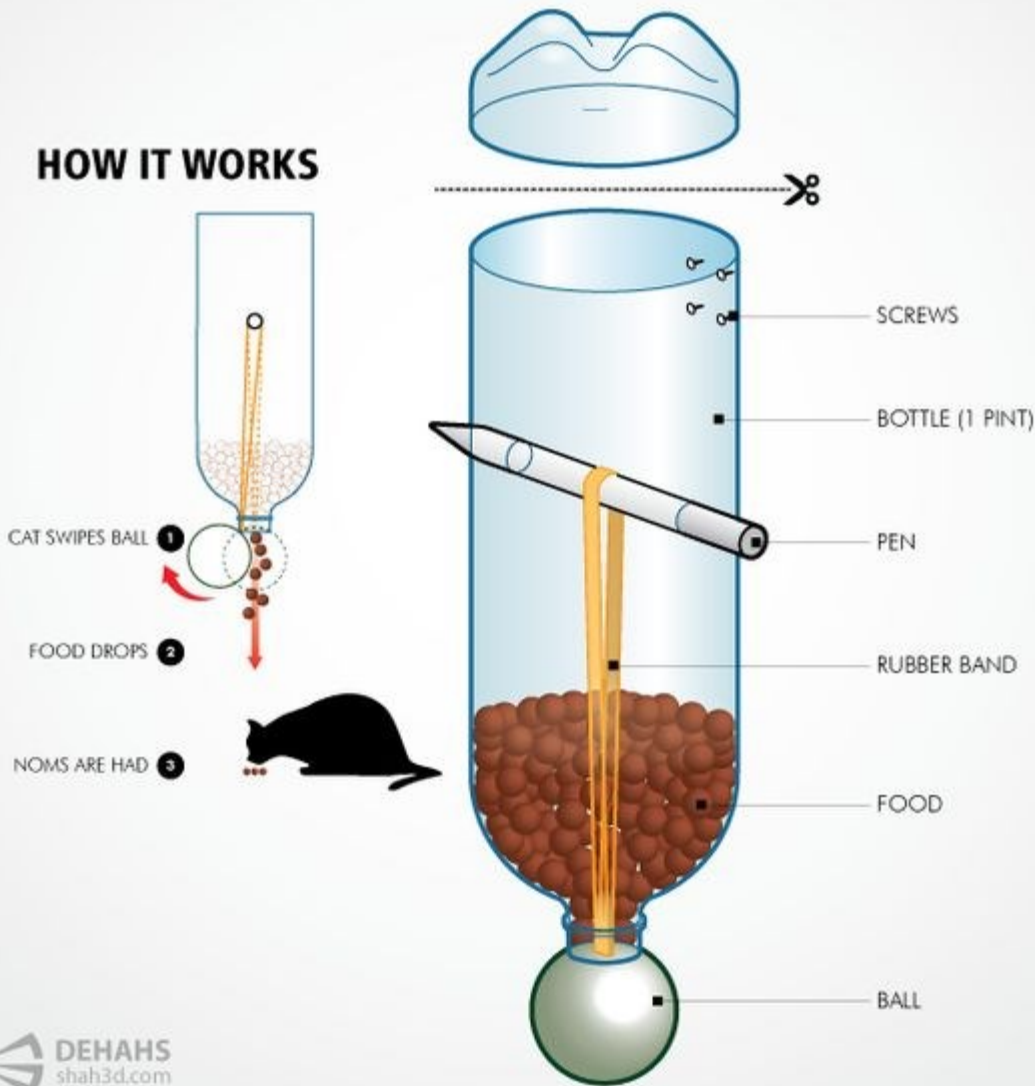
Making enrichment for your pet at home can be fun and easy. Here are some things to keep in mind when making enrichment.

- **Can it hurt the animal?** Can they cut themselves on sharp edges or get their limbs wrapped up or stuck?
- **Is the enrichment harmful if eaten?** If you use materials like paint or glue are they non-toxic? If the enrichment is eaten could it lead to a veterinary visit?
- **Is the enrichment the appropriate size and weight for the animal?**
- **What does the animal respond to?** Are they food motivated? Scent motivated? Tactile? Don't know? Do some experimenting!



CAT POWERED FEEDER

HOW IT WORKS



DEHAHS
shah3d.com

make your own Kitty Puzzle

what you'll need:



Step 1:

Take the tube and place treats or canned food into the middle



Step 2:

Put a small ball of newspaper into each opening of the tube



Step 3:

Let your cat figure out how to get to the treats!



One Way Mirror Bird Feeder!



Create enrichment for your pet at home!

Small Pet Ideas



FRUIT AND VEGGIE ICE CUBES FOR SMALL PETS



Making enrichment for your pet at home can be fun and easy. Here are some things to keep in mind when making enrichment.

- **Can it hurt the animal?** Can they cut themselves on sharp edges or get their limbs wrapped up or stuck?
- **Is the enrichment harmful if eaten?** If you use materials like paint or glue are they non-toxic? If the enrichment is eaten could it lead to a veterinary visit?
- **Is the enrichment the appropriate size and weight for the animal?**
- **What does the animal respond to?** Are they food motivated? Scent motivated? Tactile? Don't' know? Do some experimenting!





Create enrichment for your pet at home!

Bird Ideas



Milk cap treat hider



Making enrichment for your pet at home can be fun and easy. Here are some things to keep in mind when making enrichment.

- **Can it hurt the animal?** Can they cut themselves on sharp edges or get their limbs wrapped up or stuck?
- **Is the enrichment harmful if eaten?** If you use materials like paint or glue are they non-toxic? If the enrichment is eaten could it lead to a veterinary visit?
- **Is the enrichment the appropriate size and weight for the animal?**
- **What does the animal respond to?** Are they food motivated? Scent motivated? Tactile? Don't know? Do some experimenting!





Pineapple top feeder!



*Banana
feeder!*

